

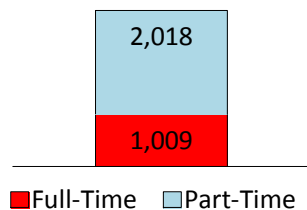
Southern State Community College

Hillsboro, OH (937) 393-3431

Student Characteristics - Fall 2007

TOTAL ENROLLMENT 3,027

Enrollment Status



STUDENT PROFILE

Student Level

Undergraduate	2,690	89%
High School (Dual Enrolled)	337	11%

Gender

Women	2,199	73%
Men	828	27%

Race/Ethnicity

White, non-Hispanic	2,869	95%
Black, non-Hispanic	48	2%
Hispanic	16	1%
Asian or Pacific Islander	19	1%
American Indian / Alaskan Native	18	1%
Non-Resident Alien / Race Unknown	57	2%

Geographic Distribution

Ohio	100%
Other US States and Territories	<1%
Other Countries	0%

Age

Average Age	26
Percent of Students Age 25 or Older	44%

Undergraduate Success and Progress Rate

First-Time, Full-Time, Degree-Seeking Students Starting in Fall 2002 247

3 Years Later 58%

- Percent that Graduated from an Ohio Public Institution 19%
- Percent Still Enrolled at Same Institution 25%
- Percent that Transferred to another Ohio Institution 14%

6 Years Later 43%

- Percent that Graduated from an Ohio Public Institution 35%
- Percent Still Enrolled at Same Institution 4%
- Percent that Transferred to another Ohio Institution 4%

First-Time, Part-Time, Degree-Seeking Students Starting in Fall 2002 184

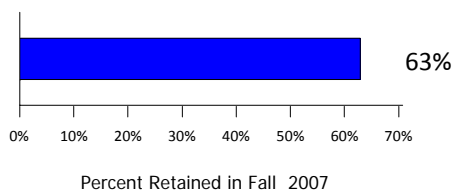
3 Years Later 39%

- Percent that Graduated from an Ohio Public Institution 11%
- Percent Still Enrolled at Same Institution 22%
- Percent that Transferred to another Ohio Institution 5%

6 Years Later 32%

- Percent that Graduated from an Ohio Public Institution 21%
- Percent Still Enrolled at Same Institution 5%
- Percent that Transferred to another Ohio Institution 5%

Retention of Fall 2006 First-Time, Full-Time, Degree-Seeking Students



Board of Regents

Ted Strickland, Governor
Eric D. Fingerhut, Chancellor

July, 2009

Tuition and Financial Aid

Annual FY 2009 tuition and fees (sticker price) for in-state, undergraduate students before financial aid was \$3,390. The cost to attend Southern State Community College varies based on the individual circumstances of students and may be reduced through grants and scholarships.

Financial Aid Awarded to Students

Overall Financial Aid

- 88% of first-time, full-time, degree-seeking students in 2007-08 received financial aid of some type including need-based grants and loans, work-study, and non need-based scholarships.

Federal Financial Aid

- 78% of first-time, full-time, degree-seeking students in 2007-08 received a federal grant. The average grant for the year was \$1,866.

Institutional Aid

- 56% of first-time, full-time, degree-seeking students in 2007-08 received an institutional grant. The average grant for the year was \$764.


State Financial Aid

- 45% of first-time, full-time, degree-seeking students in 2007-08 received a state grant. The average grant for the year was \$1,586.

Federal Loans

- 61% of first-time, full-time, degree-seeking students in 2007-08 received a federal loan. The average loan amount for the year was \$1,882.

Percent of First-Time Students in FY 2007 Receiving Each Type of Financial Aid.



NOTE: Students may receive aid from more than one source.

Degrees and Areas of Study

Degrees Awarded at Southern State Community College in FY 2007-08

	All Students	First-Generation College	Minority
Associate Degrees	318	192	4
Certificates	71	37	0
Total	389	229	4

Areas of Study with the Largest Number of Associate Degrees Awarded in 2007-08

Health	34%
Arts & Humanities	32%
Business	15%
Natural Science & Mathematics	7%
Social & Behavioral Sciences	4%
All Other Degree Areas	7%
Total	100%

Study at Southern State Community College

Classroom Environment

% of Classes with Fewer than 30 Students	91%
% of Classes with Fewer than 50 Students	99%
Students Engaged in Internships/Co-Op/Field Experience	319

Full-Time Instructional Faculty

Total Faculty	53
% Women	53%
% from Minority Groups	0%
% with Master's Degree or Higher	85%

Post-Graduation Outcomes of Spring 2007 Associate Degree Graduates

- Employment in Ohio in 4th Quarter 2007
- College Enrollment in Ohio in 2007-08

