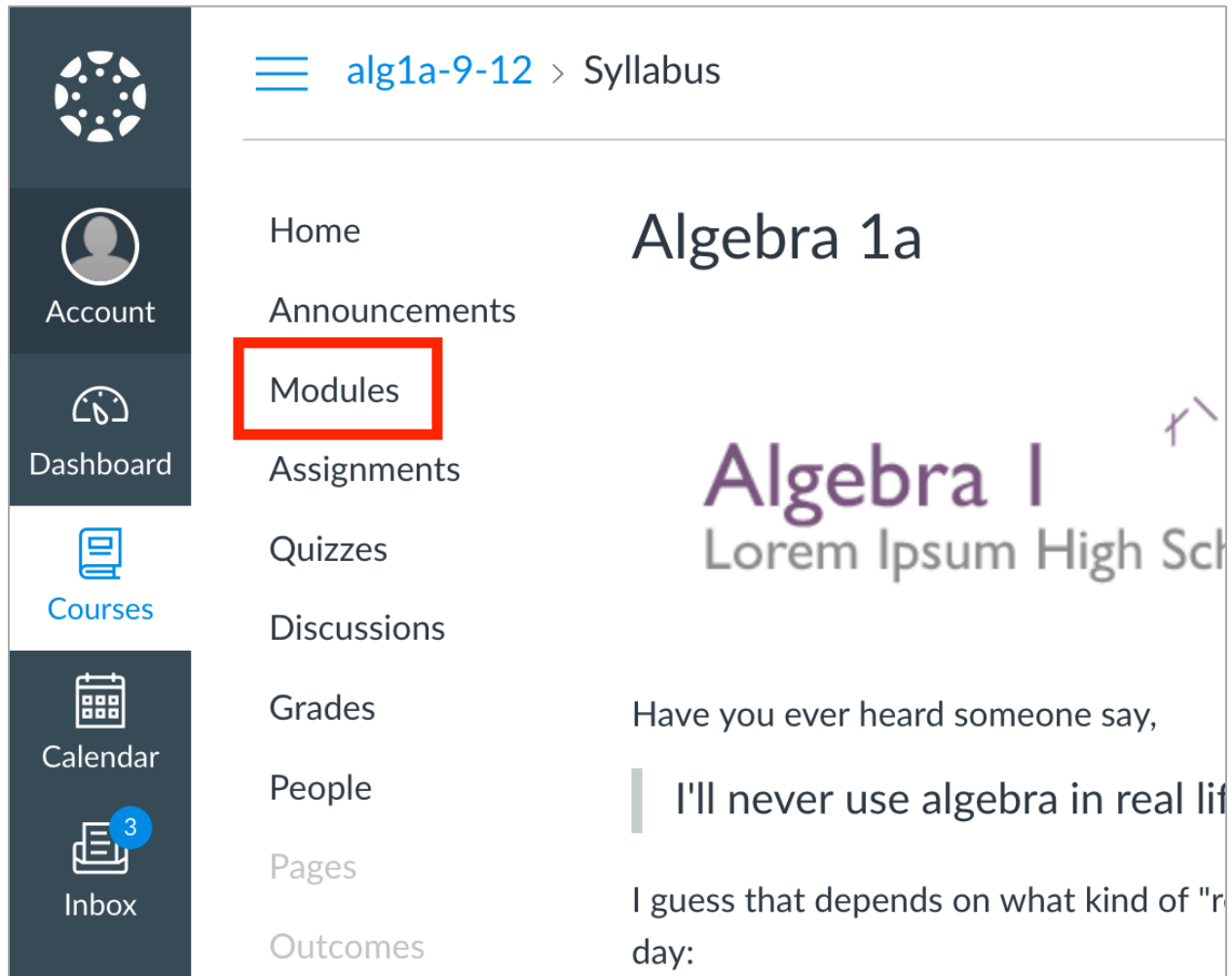


How to Install Zoom in MyCanvas

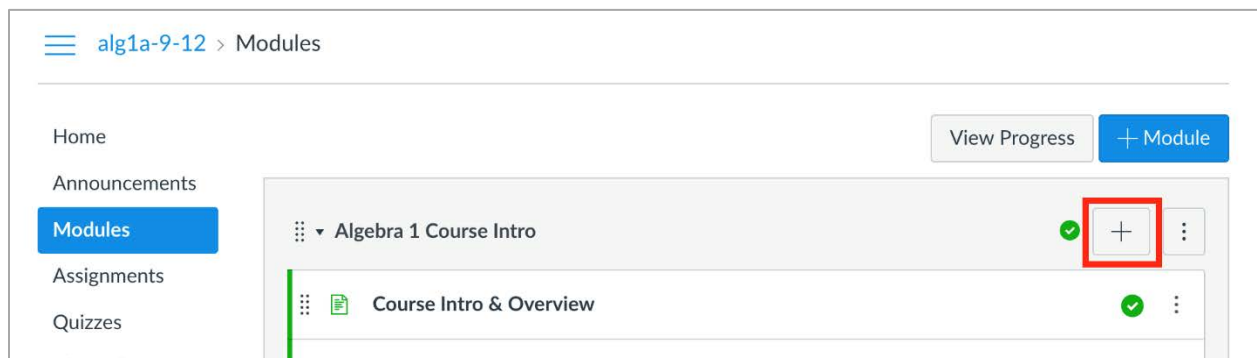
For Instructors

1. Login to MyCanvas and select a course.
2. Once in the course, click **Modules**.



The screenshot shows the MyCanvas interface for a course titled "Algebra 1a". The left sidebar contains navigation options: Home, Account, Dashboard, Courses, Calendar, and Inbox. The main content area shows the course title "Algebra 1a" and a list of navigation options: Home, Announcements, Modules (highlighted with a red box), Assignments, Quizzes, Discussions, Grades, People, Pages, and Outcomes. The main content area also displays a large "Algebra I" title and a quote: "Have you ever heard someone say, 'I'll never use algebra in real life' I guess that depends on what kind of 'r day:".

3. Click + in the Module where you'd like to add Zoom.



The screenshot shows the MyCanvas interface for a course titled "Algebra 1 Course Intro". The left sidebar contains navigation options: Home, Announcements, Modules (highlighted with a blue box), Assignments, Quizzes, and Discussions. The main content area shows the course title "Algebra 1 Course Intro" and a list of modules: "Algebra 1 Course Intro" (with a green checkmark) and "Course Intro & Overview" (with a green checkmark). A red box highlights the "+" button next to the "Algebra 1 Course Intro" module. The top right corner of the main content area contains a "View Progress" button and a "+ Module" button.

4. This will open the Module options.
 - a. Choose **Add External Tool**.
 - b. Click **Zoom**.
 - c. Click **Add Item**.

Add Item to Algebra 1 Course Intro

Add **External Tool** to Algebra 1 Course Intro

Select a tool from the list below, or enter a URL for an external tool you already know is configured with Basic LTI to add a link to it to this module.

Graphing Tool
This tool allows for the creation and insertion of rich, interactive graphs.

Khan Academy Videos
Search for and insert links to Khan Academy lecture videos.

Zoom

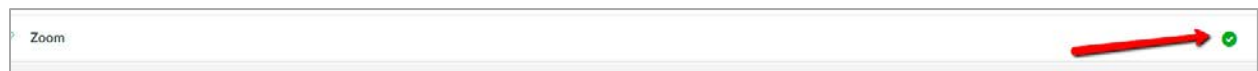
URL:

Page Name:

Load in a new tab

Indentation:

5. Click to publish the Zoom link.



6. When you are ready to launch the meeting, click **Zoom**.

