



Optum HSA/HRA Account Set Up

The email from Optum may have gone to your junk/spam folder and should have come within 24/48 hours of your initial setup of benefits. To set it up without the email use the following steps:


1. Go to www.optumbank.com
2. In the top right corner you will see an orange button that says "Open an HSA", click on it.
3. Read through the next page and click "Next" at the bottom.
4. On the next page starts the enrollment. Go through the enrollment answering every question. When you get to a section called "Medical Information – High Deductible Health Plan (HDHP)" you will need to enter the following:
 - a. Enter the Group number **654784**, the college will populate based on that code.
 - b. Under "Who is Covered" select Family or Individual based on the type of medical coverage you enrolled in.
 - c. HDHP effective date is the date your benefits took effect. If you are unsure of that date, contact your HR Department at HR@sscc.deu.



Medical Information - High Deductible Health Plan (HDHP)

Not enrolling through employer or financial advisor 

Group number or financial advisor number 

Employer name

Who is covered? 
This is a required field.

HDHP effective date  
HDHP effective date is required.
mm-dd-yyyy